




DARSHAN ACADEMY

**SESSION
(2025-26)**

**VACATION ASSIGNMENT
(MINDFUL MOMENTS)**

**FOR
CLASS - NURSERY**





Holidays are the best time of the year.

Time to shout, clap & cheer!!!

Jump about and have lots of fun,

Enjoy treats in tons and tons!!!

Plan a trip, go around and explore.

Playing or cycling, whatever you do.

Be helpful and nice to all each day,

You are a Darshanite - A winner all the way!!!

Remember to share your fun moments with us!

Help your child to take care of 'Personal Hygiene'



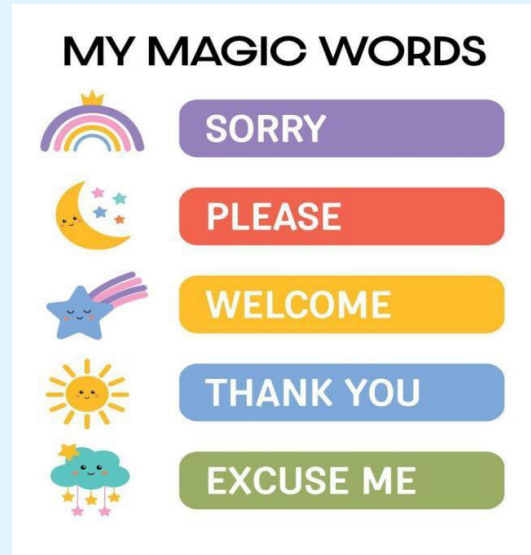

- Brushing teeth twice daily.
- Combing hair regularly.
- Bathing every day.
- Washing hands before and after meals.
- Trimming the nails and keeping them clean.

Make your child independent by inculcating the following life skills.



- Buttoning and unbuttoning the shirt.
- Keeping his/her belongings back in their place/arranging their toy shelf, etc.
- Folding mats and clothes.
- Wearing shoes and socks.
- Zipping the school bag and clothes.
- Packing his/her school bag.
- Laying the table.

Work on the following social skills



- Greeting someone with a smile.
- Conversing freely with visitors and relatives.
- Answering the phone calls saying “hello”, and asking who is calling?
- Speaking politely.
- Sharing with friends.
- Taking turns.
- Using magical words -
I’m sorry, Please, Excuse me, Thank you, Welcome

Work on the fine motor skill activities.



- Zipping and unzipping.
- Buckling and unbuckling.
- Opening and closing the bottle cap/tiffin lids, etc.
- Picking up and holding onto small objects.
- Turning pages of a book.
- Squeezing sponges.

LET'S CELEBRATE INTERNATIONAL YOGA DAY!



21st of June is celebrated as the International Day of Yoga, promoting awareness of its numerous health benefits.

Yoga is a great gift to mankind which helps us stay fit and maintain our health.

Practice the given **Yoga poses** under your parents' supervision.

Let your parents **click pictures** while you perform these postures and capture your progress!



FUN WITH CLAY : Make your own creations



Make the beautiful caterpillar using colourful clay.

FATHER'S DAY SPECIAL

➤ COLOURING ACTIVITY



Father's Day is celebrated on 15th June to honor and express love for our fathers.

A father is not just a guide and protector but also the greatest superhero in our lives!

Let's make his day more special by colouring a BEAUTIFUL TIE for him on this FATHER'S DAY as a token of our love and respect for him.

NOTE-Here are messages from Kids side to wish their fathers on Father's Day.

- 'Happy Father's Day, Daddy. I Love you so much.'
- 'You' are the best daddy in the world.

ACTIVITY FOR KIDS

My table mat - my creativity

Create a table-mat piece on A3 sheet using crayon or pastel colours.

Let the child unleash his or her own creativity. Children will make their table mat themselves. They can decorate their Table mat with stickers, fingerprint, thumb print, leaf print etc. Once completed, get it laminated and bring it to school. This table-mat will stay in class and you can use it during lunch breaks.


Few images have been given for reference.



Let's learn the rhymes given below:

Instructions:

Go and stand in front of a mirror in your home.. Look at yourself and see how smartly you recite the rhymes which are mentioned below:



FUN




SHEET (ENGLISH)

Trace the Standing Line .

Learning Objective- Fine Motor Development , Hand-Eye Coordination, Grip and Pencil Control .

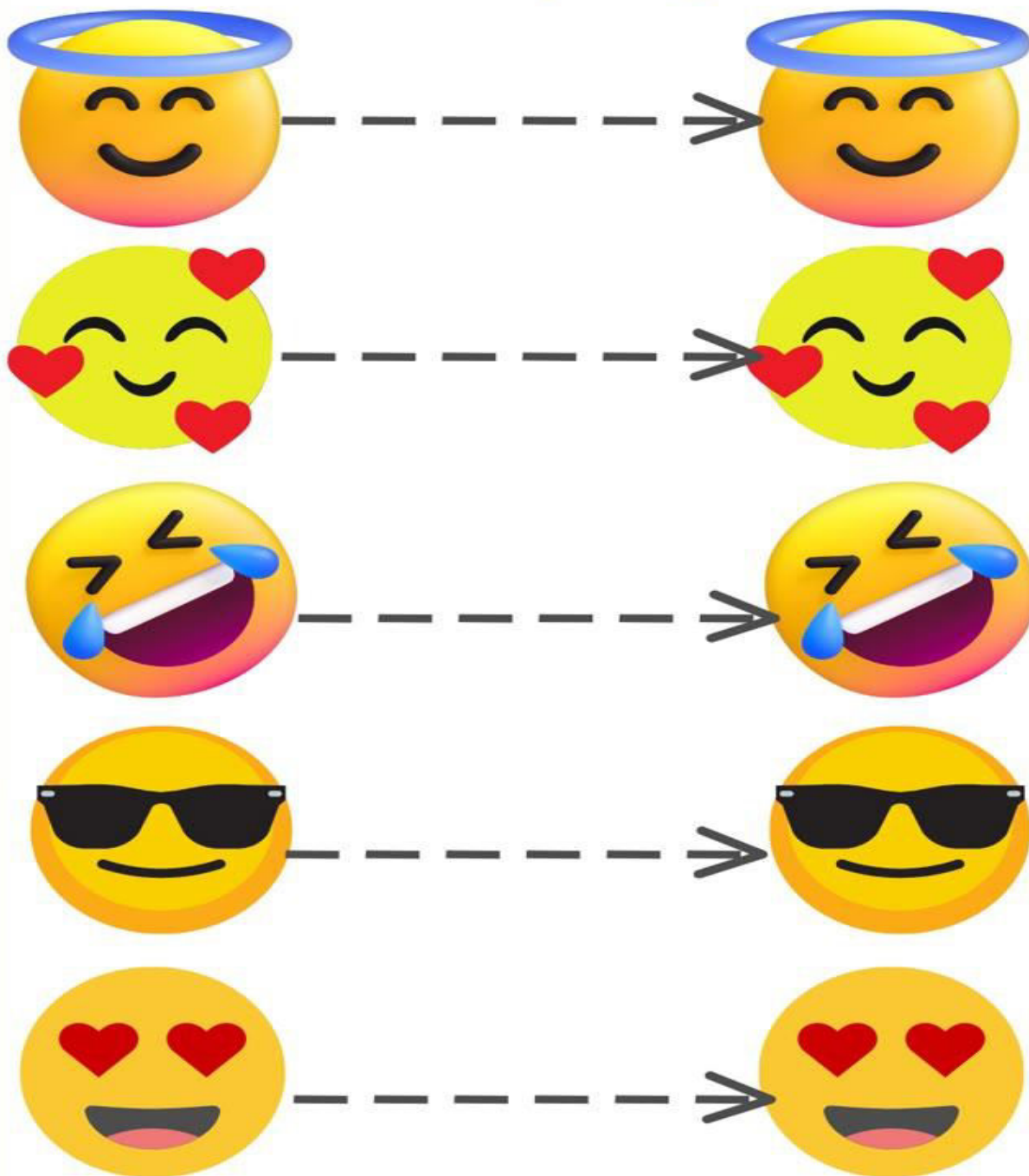
Trace the Line



FUN SHEET

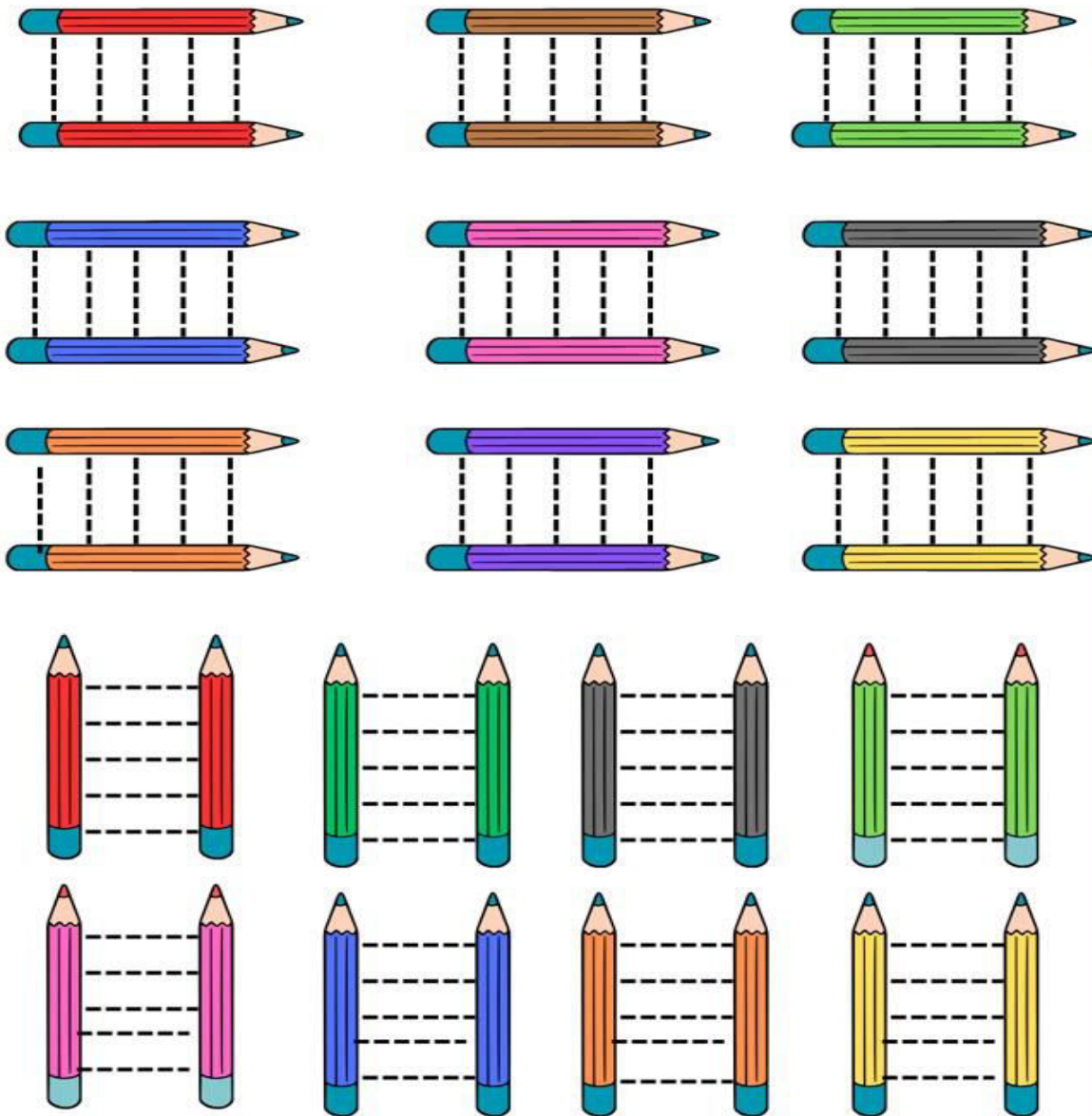
FUNSHEET

Trace Sleeping Lines



Learning Objective – Fine Motor Skill Development , Eye- Hand-Coordination, Grip and Pencil Control.

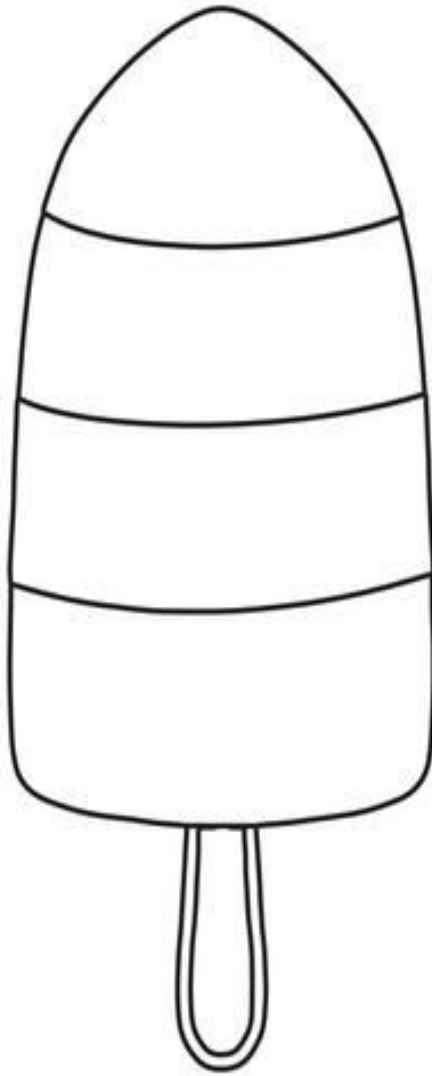
Trace Standing & Sleeping Lines



FUN SHEET

Learning Objective –Color Recognition and Creativity, Fine –Motor Skill Development.

Coloring Activity




RainBOW
Ice cream

FUN SHEET

Paste the thermocol balls on the given letter.

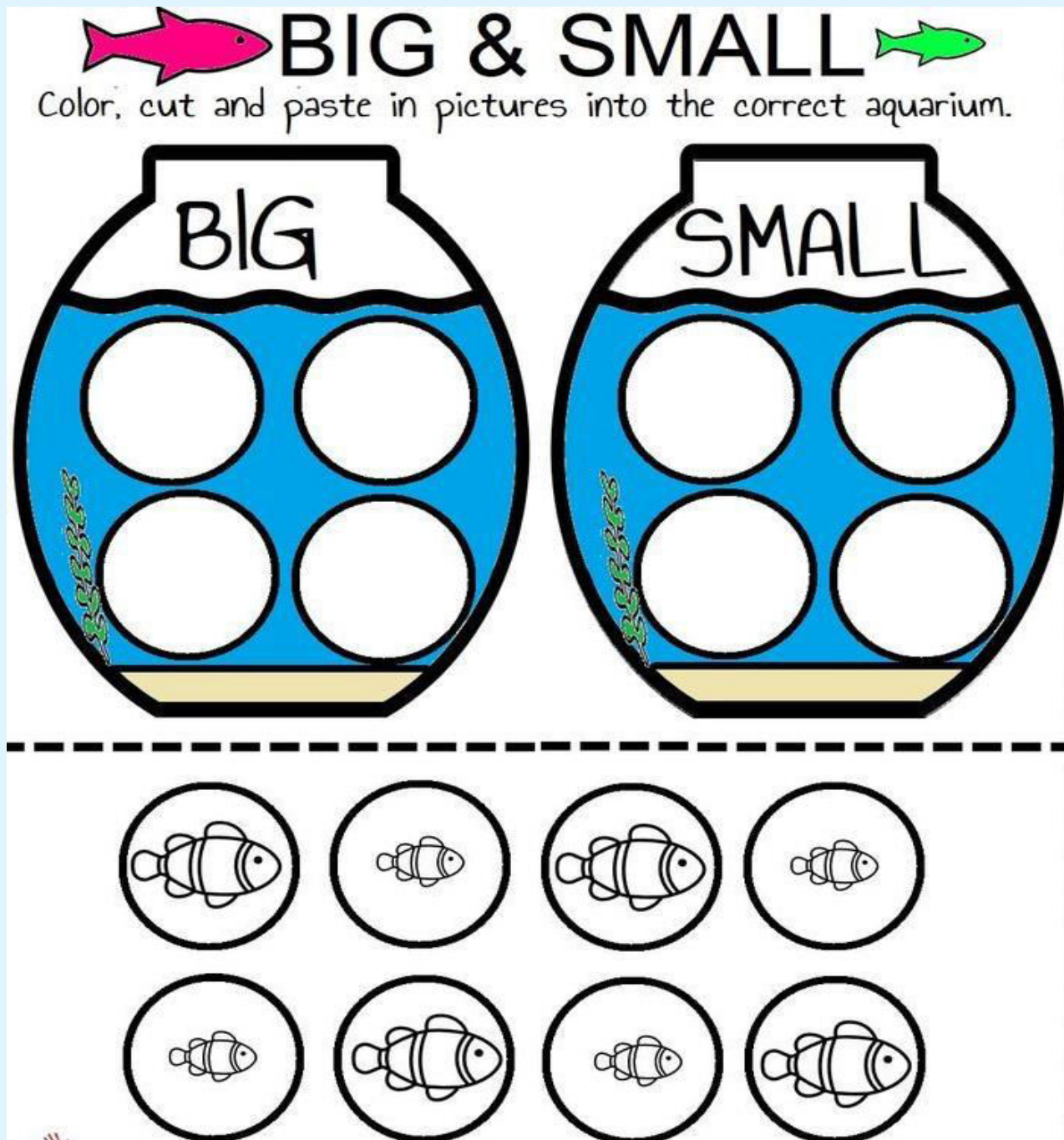
Learning Objective – Fine Motor Skills , Recognition of letter T.



FUN SHEET (MATHS)

Concept: Big / Small

Learning Objective-Differentiate between Big and Small, Fine Motor Skill Development.




FUN SHEET

Concept One / Many

Tear the colourful papers, paste them in a pot and do thumb printing in flowers.

Learning Objective- Fine Motor Skill Development , Eye -Hand Coordination , understand the concept of one and many.



FUN SHEET

Learning Objective- Recognise and write number 1.

Identification of Numbers: 1


Color the apples with 1 red



FUN SHEET

Bindi pasting activity

Learning Objective- Eye-hand coordination , Fine Motor Skill Development, pincer grip.



STRAWBERRY